


LN9280 - Ribbon Phone Strap


Sublimation 

Showing at approx 75% of size

Front



Back



Digital Offset 

**Ribbon Phone Strap**

Print area: 320mmL x 12mmH


Actual print size: xxmmL x xxmmH

**Backing Card**

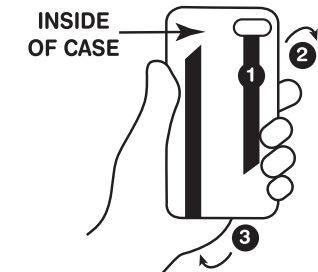
Print area: 54mmL x 90mmH

Actual print size: xxmmL x xxmmH

Max print area for copy & text  
Finished print area  
Bleed line



- 1 Stick one adhesive end to the **INSIDE** of a clean sturdy case.
- 2 Put the ribbon through the case openings.
- 3 Adjust ribbon over one finger on the outside of the case and stick other end to the **INSIDE** of the case.




No liability is accepted by manufacturer for  
any incorrect use of this accessory.  
MADE IN CHINA


Sublimation



Front



Back



### ***Dye Sublimation - Ribbon Phone Strap***

Maximum print area: 320mmL x 12mmH

Actual print size: mmL x mmH

Max print area for copy & text  
Finished print area  
Bleed line

